

Microsoft®
HealthVault™

Microsoft

California Connects with Direct Messaging

Sean Nolan

@familyhealthguy

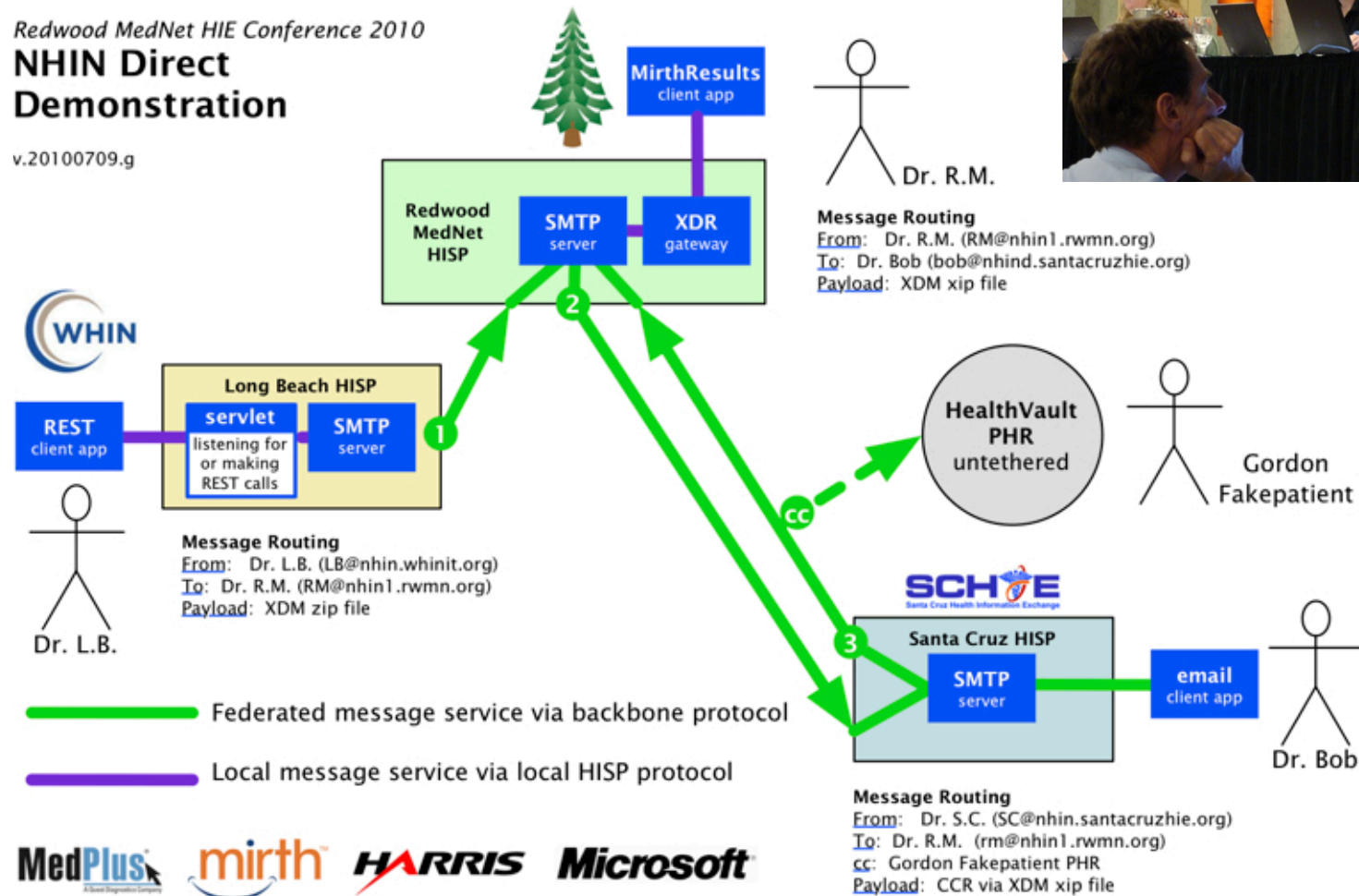
<http://familyhealthguy.com>

2012-07-19

Happy second birthday Direct!

Redwood MedNet HIE Conference 2010
**NHIN Direct
 Demonstration**

v.20100709.g

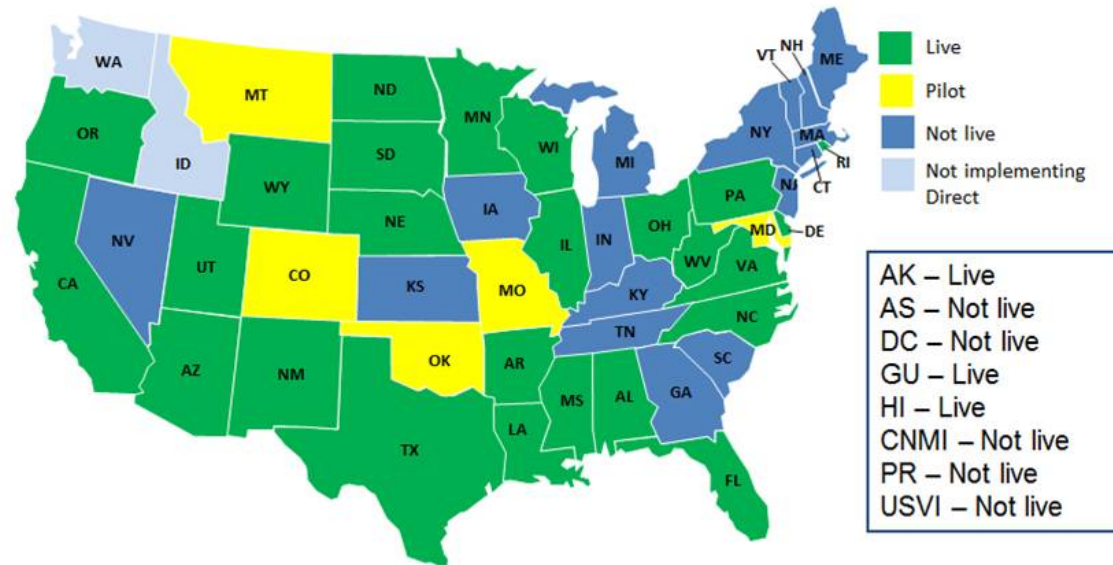


Stick figure: Dr. R.M.

Stick figure: Gordon Fakepatient

Stick figure: Dr. Bob

Feels slow ... but making progress!



Live Direct is broadly available to all providers

Pilot Direct is available to a limited number of providers participating in a pilot

From a patient perspective, more than **two dozen** organizations are currently sending information to HealthVault via Direct ... with more than **seventy-five** in the test environment.

Direct in HealthVault Message Center

The screenshot displays the Microsoft HealthVault Message Center interface. The main header shows "Microsoft HealthVault Message Center (Beta)" and a user profile for "Test Testerson". The "Inbox" section lists an email from "Dr. Bob Test" (health-direct@google.com). A preview of the email is shown, including the subject "Your results and CCR" and attachments "test ccr file.xml (73 KB)" and "toe x-ray.jpg (260 KB)". The email body contains a message from Sean regarding a referral with Dr. Smith. A Windows Photo Viewer window is open, displaying the "toe x-ray.jpg" image, which is an X-ray of a foot with a red circle highlighting a specific area on the toe. The viewer includes a menu bar with options like File, Print, E-mail, Burn, and Open, and a playback control bar at the bottom.

Microsoft HealthVault Message Center (Beta)

Test Testerson

Inbox

Delete | New | Refresh

From: health-direct@google.com

Dr. Bob Test

Microsoft HealthVault

© 2012 Microsoft

Your results and CCR - HealthVault Message Center - Windo...

https://apps.healthvault.com/MessageCenter/Viewe... Microsoft Corporati...

Reply | Save | Close

From: "Dr. Bob Test" <sean@direct.healthvault-stag...>
To: <testsean@direct.healthvault.com>
Cc:
Subject: Your results and CCR

test ccr file.xml (73 KB) | toe x-ray.jpg (260 KB)

Sean ---

I've attached a copy of your CCR and latest x-ray t...
set for your referral with Dr. Smith.

Take care and if you have further pain before you...
sure to give my office a call.

--- Dr. Bob

toe x-ray.jpg - Windows Photo Viewer

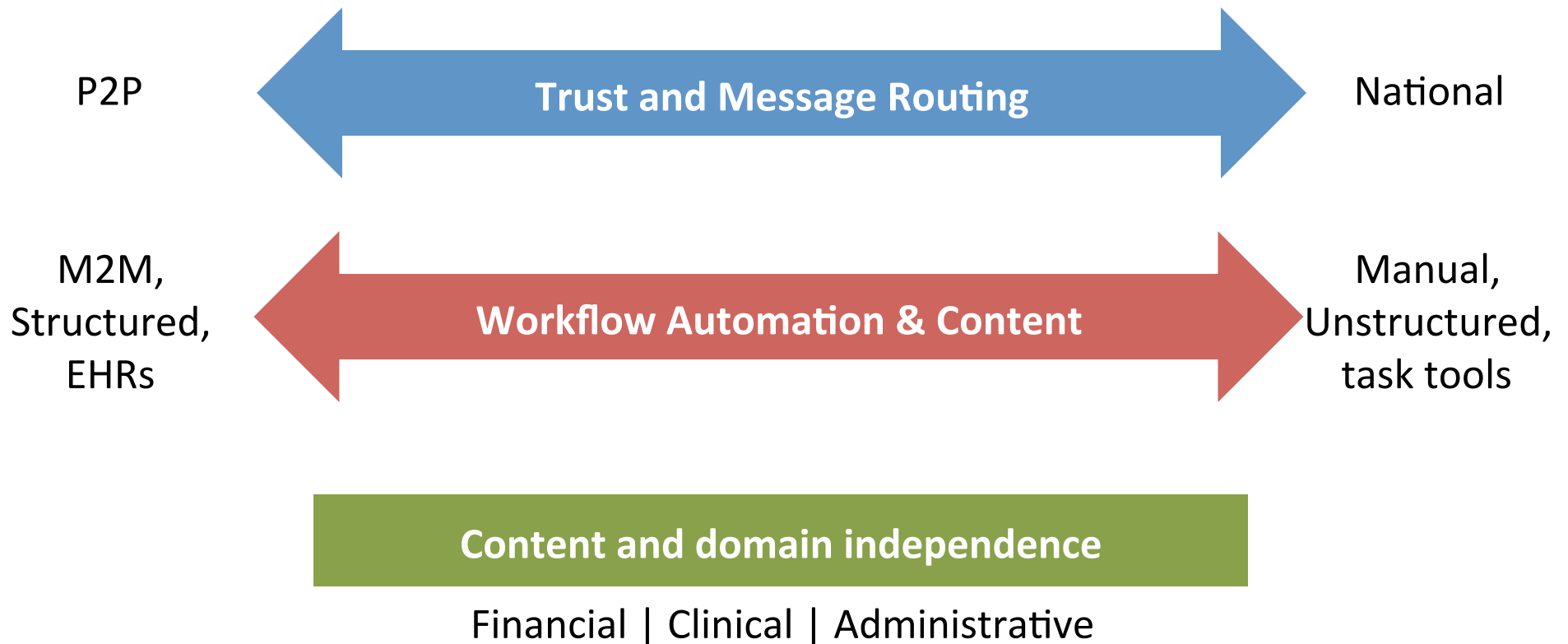
File Print E-mail Burn Open

R
PB

Windows Photo Viewer playback controls

What is so special about Direct?

***One-time infrastructure setup
→ infinite loosely-coupled use cases***



Taking **IT** out of Health **IT** 

** Claudia, I am willing to license this logo ☺*



 the **Direct Project**

Unanticipated Use Case: Google Health profile transfer

continued. [Learn more.](#)

t, follow
January

of the da

service...

service...

ccessful

ssfully,
or servic

1, 2013,

[Learn m](#)

es, see th

his will no

nt will [delete](#) all data you have stored in Google Health from Google's servers, including any Google He
ransferred any data you wish to save from your Google Health account.

Send profile 'sean' to another service...

Google Health can send a copy of your profile data to other personal health record systems that participate in the [Direct Project](#). Currently this transfer is supported for [Microsoft HealthVault](#). The transferred copy of your profile will include all of your health records but not contacts, sharing settings or service links; you will have to recreate those in the destination system.

Your Google Health profile may contain sensitive information, including health records. If you send a copy of your profile to another service, others may see it. You are responsible for deciding if and where you want to send a copy of your profile, and for reviewing the privacy policy of the receiving service to make sure you're comfortable with it.

Choose a service: [Microsoft HealthVault](#)

After you continue, Microsoft HealthVault will send you an email at sean@thenolans.com with instructions on how to access your data.

[Send a copy of my profile](#) [Cancel](#)

Unanticipated Use Case: Krames On-Demand

KRAMES
staywell

Krames StayWell to Implement Direct Project Security Protocols in Collaboration with Microsoft HealthVault

Encrypted e-Mail Platform for Krames On-Demand will facilitate National Health Information Network

Yardley, PA – July 6, 2011 – [Krames StayWell](#) has announced that it is enabling the ON-Demand award-winning patient education system, [Krames On-Demand](#). Leveraging the Direct Project [Microsoft HealthVault](#) health systems will be utilizing Krames On-Demand to engage patients.

YOUR Logo HERE

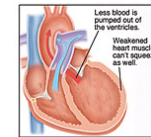
Prepared for: Joan O. Patient
61427

What Is Heart Failure?

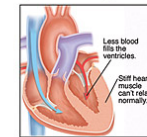
The heart is a muscle. It pumps oxygen-rich blood to all parts of the body. When you have heart failure, the heart can't pump as well as it should. Blood and fluid may back up into the lungs, and some parts of the body don't get enough oxygen-rich blood to work normally. These problems lead to the symptoms you feel.

When You Have Heart Failure

Because of heart failure, not enough blood leaves the heart with each beat. There are two types of heart failure. Both affect the ventricles' ability to pump blood. You may have one or both types.



Systolic heart failure: The heart muscle becomes weak and enlarged. It can't pump enough blood forward when the ventricles contract. Ejection fraction is lower than normal.



Diastolic heart failure: The heart muscle becomes stiff. It doesn't relax normally between contractions, which keeps the ventricles from filling with blood. Ejection fraction is often in the normal range.

How Heart Failure Affects Your Body

When the heart doesn't pump enough blood, hormones (body chemicals) are sent to increase the amount of work the heart does. Some hormones make the heart grow larger. Others tell the heart to pump faster. As a result, the heart may pump more blood at first, but it can't keep up with the ongoing demands. So, the heart muscle becomes more damaged. Over time, even less blood is pumped through the heart. This leads to problems throughout the body.

What Is Ejection Fraction?

Ejection fraction (EF) measures how much blood the heart pumps out (ejects). This is measured to help diagnose heart failure. A healthy heart pumps at least half of the blood from the ventricles with each beat. This means a normal ejection fraction is around 50% or more.

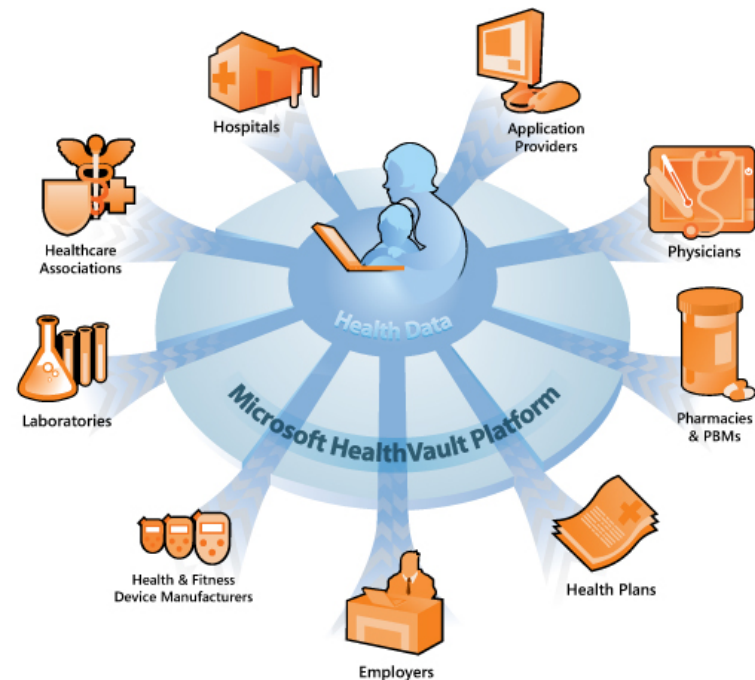
Notes:

© 2009-2011 Krames StayWell, 788 Township Line Road, Yardley, PA 19087. All rights reserved. This information is not intended as a substitute for professional medical care. Always follow your healthcare professional's instructions.

Why do I care?

Every connection gets us closer to...

- Patient-mediated exchange
- Life-integrated care
- Better emergency care
- Guardian angels
- Citizen-participatory research
- etc...



Direct is the cross-region, cross-service, cross-platform, cross-vendor solution that can get us to critical mass. Woo hoo!